



EPLGA

ANNUAL REPORT 2013/14



Re-developed Whyalla Airport
Photography courtesy City Council of Whyalla



THE PRESIDENTS REPORT

EPLGA continues to actively represent member councils, undertake programs and reform that assist local government and provide a forum in which to engage with each other and wider stakeholders.

In reviewing 2013/14, I am pleased to record that the Outreach Services Pilot Program has proven successful providing Eyre Peninsula councils with the opportunity to take part in regional training thereby reducing costs, and to participate in regional strategies/programs that would not have otherwise been available. EO Tony Irvine is to be commended for his drive and enthusiasm to ensure this region took full advantage of this LGA funded pilot program.

As part of this initiative and flow-on from the successful Mining Round Table held in Port Lincoln in November the establishment of a Regional Mining Taskforce is now being pursued.

Other projects undertaken to assist member councils include developing a Regional Road Database; Infrastructure & Asset Management Plan and Long Term Financial Plans regional audit; Procurement Road Map Project; investigating and forming a CWMS Regional Users Group and developing an EP Waste Management strategy.

As the regional representative body EPLGA provided significant input to the LGA's election strategy documents and campaigns for both the Federal and State Government elections, particularly the "Making Regions Matter" platform. Tony and I also met and lobbied politicians when and wherever possible, including travelling to Canberra with the LGA Group in March 2014 where Supplementary Road Funding was a hot topic.

The issue of Councils providing resources to emergency response operations (particularly bushfires) has been long and difficult. However it is a crucial issue and after a concerted effort by the LGA, SAFECOM and LGRS the 'i-Responda' framework was developed and in December the three lower EP Councils participated in a pilot program aimed at ensuring Council's response to emergency situations is undertaken safely and in the best interest of the community. I commend DCLEP CEO Rod Pearson and Tony for their commitment to try and resolve this critical issue. Further work is still being finalised to ensure the State Government meets the mutually agreed obligations in such emergency situations.

Our partnership with RDAWEP has continued to strengthen and during the year an internal review, as requested by EP Councils, was undertaken by Dr Kristine Peters. The EP Regional Statement being developed by RDA will be an important document for all EP Councils, assisting with lobbying and future funding for regional projects and initiatives in addition to individual council projects.

Two other activities EPLGA is involved in are the Eyre Peninsula Integrated Climate Change Adaptation (EPICCA) Group and Zone Emergency Management Committee (ZEMC).

The role of a ZEMC is to work within the Zone Emergency Risk Management Framework to identify, analyse and evaluate emergency risks that could impact the Zone. The Eyre and Western Zone ZEMC, comprising local government representatives SAPOL, SAFECOM, CFS, SES and State Recovery Office reconvened in July and initially met monthly to gain momentum. Seven meetings and 3 Risk Assessment and 3 Treatment Option Workshops were held in 2013/14. Following on from this work, ZEMC in partnership with EPLGA is purchasing risk management software and engaging an experienced consultant to work with member councils to undertake emergency management risk assessment for this region. This will be funded from Natural Disaster Mitigation grant funding and EPLGA and council funds secured in 2012.

EPICCA's Regional Climate Change Adaptation Plan for Eyre Peninsula was released at the SA Climate Change Adaptation Showcase in February. The innovative EP Regional Adaptation Plan provides a practical benchmark-planning process to assist decision-makers, peak bodies and leaders in our communities to begin the process of addressing the climate challenges that science tells us we are facing. It was interesting to be involved in the process and to see the commitment from all involved, including 'non-believers' through the series of workshops.

The Agrifoods Skills Australia Regional Skills Initiatives supported by the EPLGA with the Executive Officer sitting on the Advisory Committee was a positive for the region. The 'Work Place of Choice' and 'Tuna to Grain Cross-Industry Skilling' Pilot projects were well received. While the funded program has finished it has transferred to RDA.

Local government will continue to discuss and debate the Local Government Expert Panel's paper "The Council of the Future" and its conclusion that future operations of councils will be very different from today. Likewise the State Government's Expert Panel's "Our Ideas for Reform" paper will be discussed and debated during the coming year.

Locally a Boundary Adjustment between Cleve and Franklin Harbour councils was instigated during the year and a Public Initiated Boundary Adjustment submission presented to the City of Port Lincoln and Lower Eyre Peninsula councils.

It would therefore appear that local government is indeed facing a time of change and I believe the EPLGA will play an important role in providing support for EP councils and its community and in providing a voice at the LGA and at State and Federal Government levels.

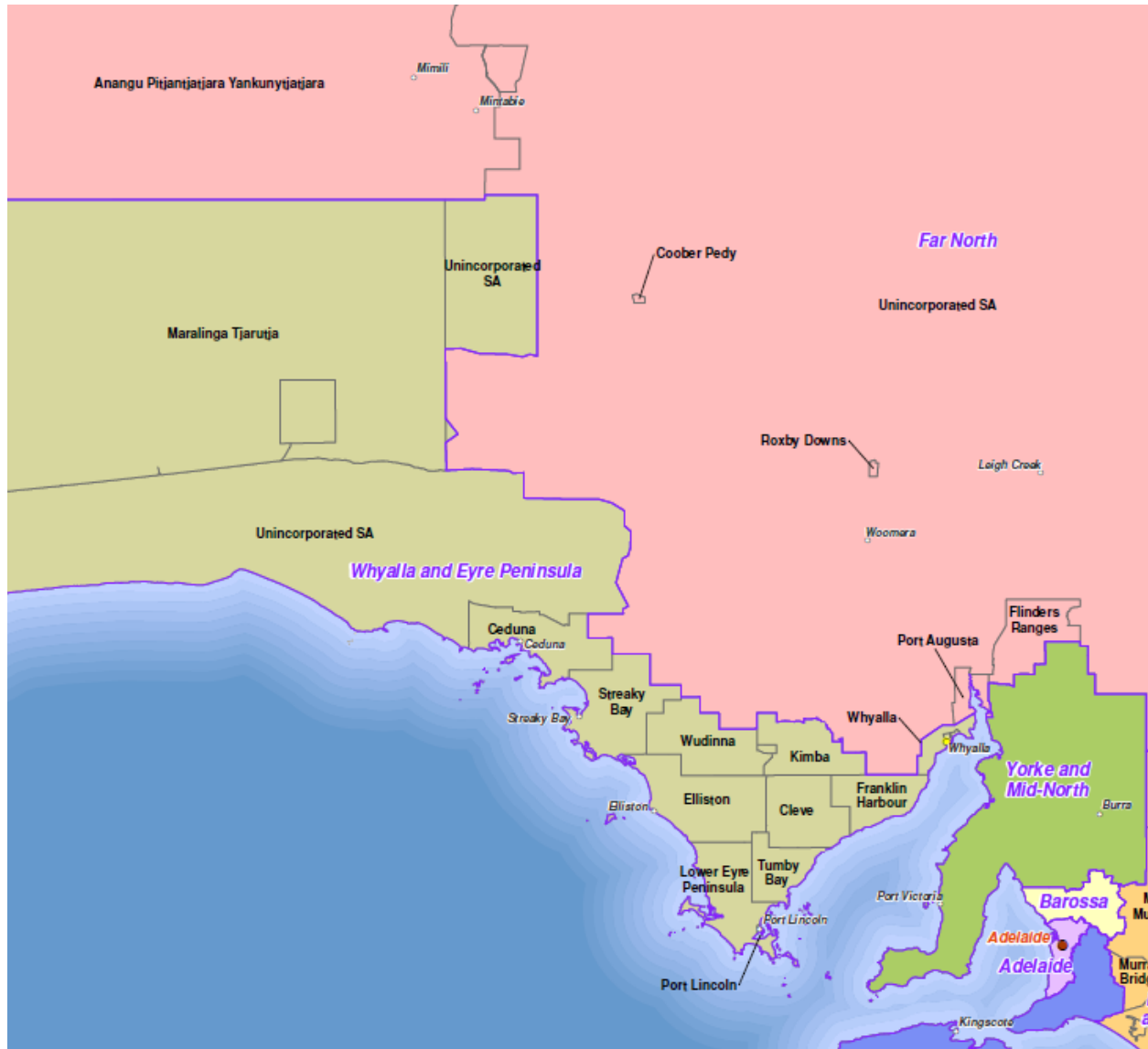
Member councils therefore need to seriously think about the future role of the Executive Officer, and in parallel consider whether continued support for the Outreach Services program should continue and if so, how it will be funded.

I thank member councils for their support and participation during the year and I thank EO Tony Irvine for his support, professionalism and endless positiveness.

MAYOR JULIE LOW

THE REGION

The area is a coastal and rural environment with approximately one third of South Australia's coastline stretching over 2,000 kilometres. The landscape features a rugged and relatively undeveloped coastline, particularly on the western side of the Eyre Peninsula. The coastal and marine environment includes marine and conservation parks and encompasses approximately 250 islands ranging in size from about 180 to 40,000 square metres.



A large proportion of the region has been cleared for agricultural production; but significant areas of native vegetation remain. Vegetation clearance for agricultural purposes ranges from 14% in the far west to 72% in the south. About 15% of the region's grazing area is covered with scattered vegetation.

Population and Local Government

The region has eleven Local Government Authorities (LGA's) as well as remote unincorporated areas of the state serviced by the Outback Communities Authority.

In 2011 the regional population of 55,651 comprised 3.5% of the South Australian population. The eleven LGA's collectively occupy 43,778.6km². Most of the population (64.1% or 36,174 people) lives in the regional cities of Whyalla and Port Lincoln.

LOCAL GOVERNMENT AREA	LAND AREA		POPULATION	
	Km ²	% of Region	No.	% of Region
Whyalla	1,032.5	0.44	22,088	39.16
Port Lincoln	30.4	0.01	14,086	24.98
Ceduna	5,427.1	2.33	3,480	6.17
Cleve	4,506.7	1.94	1,733	3.07
Elliston	6,500.0	2.79	1,046	1.85
Franklin Harbour	3,283.0	1.41	1,273	2.26
Kimba	3,986.2	1.71	1,088	1.93
Lower Eyre Peninsula	4,771.0	2.05	4,916	8.72
Streaky Bay	6,232.0	2.68	2,102	3.73
Tumby Bay	2,615.9	1.12	2,586	4.58
Wudinna	5,393.8	2.32	1,253	2.22
Collective Local Government (11 LGA's)	43,778.6	18.8	55,651	98.7

RDAWP Local Government Land Areas and Population 2011.

It should be noted that the land areas and populations of Cleve and Franklin Harbour changed on 1st July 2014 due to an adjustment of the Council boundaries. The Boundary Adjustment Facilitation Panel supported the transfer of 492km² of land from Franklin Harbour to Cleve to address the concerns of residents living in the Hundreds of Mangalo and Heggaton. Approximately 62 residents live in the area.

In 2011 the region had 3,225 Aboriginal people comprising 5.7% of the regional population. This is notably above the proportions for South Australia (1.9%) and Australia (2.6%). 80% of the region's Aboriginal people (2,572) live in the local government areas of Whyalla, Port Lincoln and Ceduna. The greatest concentration is in Ceduna, where Aboriginal people comprise 24.9% of the Council population.

Since 2001, the regional population has grown by 4.5% but this is not consistent across the region as a whole. The District Councils of Elliston, Wudinna and Kimba experienced population decline of -15.2%, -13.7% and -8.5% respectively, but the District Council of Lower Eyre Peninsula experienced growth of 17.2%. Population growth was also experienced in the coastal Councils of Streaky Bay, Tumby Bay and Port Lincoln.

The demographic change is caused by several factors, with the desire for a sea change lifestyle being a key reason. Streaky Bay and Tumby Bay are very desirable coastal locations and new estate developments

have been established to cater for growing housing demand, notably by retirees from the agricultural sector. Population growth in the District Council of Lower Eyre Peninsula stems from several locational and lifestyle advantages including numerous coastal townships and proximity to the regional city of Port Lincoln and Port Lincoln Airport.

Kimba and Wudinna are the only Councils without a coastline and this impacts their appeal and tourism development potential.

Population Ageing

The regional population is ageing. In 2011, the region's median age was 39, an increase from 38 in 2006. People aged 65 years and over comprised 15.5% of the regional population, which is above the 14.0% rate for Australia, but below the rate of 16.2% for South Australia.

PEOPLE 65 YEARS OF AGE AND OVER	Region	%	South Australia	%	Australia	%
2006 ABS Census	7,758	14.3	233,127	15.4	2,644,374	13.3
2006 Median Age	38		39		37	
2011 ABS Census	8,727	15.5	257,551	16.2	3,012,289	14.0
2011 Median Age	39		39		37	

People 65 Years of Age and Over. (ABS Census 2006 & 2011).

The population 65 years and over grew by 1.2% from 2006, exceeding the growth rate of 0.8% for South Australia and 0.7% for Australia.

Almost half of the regional population (49.6%) was 40 years of age and over in 2011 with 21.5% over 60 years of age. The District Council of Tumby Bay has the oldest population profile with 60.1% over the age of 40 and 32.1% over 60 years of age. Similar results for the over 40 age sector were recorded for Kimba (55.9%), Franklin Harbour (55.7%), Cleve (55.3%) and Elliston (54.5%).

Conversely, young people 15-24 years of age comprise the smallest sector of the regional population at 12.1% and this is consistent in all local government areas.

Tumby Bay (8.0%), Kimba (8.5%), Cleve (9.1%), Wudinna (9.3%) and Streaky Bay (9.9%) have the smallest proportion of 15-24 year olds, whereas Whyalla (13.4%), Port Lincoln (13.2%) and Ceduna (12.4%) are the only areas where the 15-24 aged sector exceeds the regional average.

Projections indicate that South Australia's population aged 65 and over will increase to 22.6% in 2020 and to 25.7% by 2030. It is also known that approximately 30% of young people leave the region each year for employment and study in metropolitan Adelaide. The combination of a growing aged sector and diminishing numbers of young people is not sustainable and has serious implications for future workforce provision.

Retirements will diminish the labour force of skilled and experienced labour and create employment openings for young people. It is estimated that over 11,000 workers (about 40% of the regional workforce) will leave their jobs within 20 years if they all retire at 65 years of age. But there will be limited choice with the provision of a capable replacement pool.

The regional population is too small to provide the workforce for anticipated future development needs, with the consequence that approximately 3,800 workers will need to be recruited from elsewhere by 2020.

Industries and Services Overview

The region is well positioned to facilitate and support a broad range of significant developments. The economy is extremely diverse with world-leading companies in agriculture, manufacturing, fishing and aquaculture, and fast growing mining and tourism industries.

Based on employment, the main industries are primary production (agriculture, fishing and aquaculture), health and social care, manufacturing, retail trade, education and training, and construction. Tourism and mining are the region's fastest emerging industries and have significant potential for future growth.

INDUSTRY	EMPLOYMENT 2001	EMPLOYMENT 2011	% CHANGE
Agriculture, Fishing and Forestry	4,012	3,338	-16.8
Health Care and Social Assistance	2,111	2,996	29.5
Manufacturing	2,786	2,890	3.6
Retail Trade	2,481	2,669	7.0
Education and Training	1,764	1,967	10.3
Construction	1,340	1,813	26.1
Accommodation and Food Services	1,356	1,595	15.0
Transport, Postal and Warehousing	999	1,260	20.7
Public Administration and Safety	1,152	1,172	1.7
Mining	199	957	79.2

RDWEP Top Ten Industries by Employment, 2011. (ABS Census 2011 from www.myregion.gov.au).

Primary production (agriculture, fishing and aquaculture) is the largest industry employing 3,338 people or 13.1% of the regional workforce. Employment in primary production declined by 16.8% during the last decade (from 4,012 people in 2001 to 3,338 in 2011), largely due to the rationalisation of farming properties which reduced employment opportunities in the agricultural sector. Primary production is nevertheless the main industry in the region and is integral to business growth and development in other industry sectors.

The health care and social assistance sector is the largest employer in South Australia and second largest industry in the region. In 2011 the health and social care sector employed 2,996 people or 11.8% of the regional workforce. Most employees are based in Whyalla (1,153 people or about 38.5% of the health care workforce), with 790 employees (26.4% of the workforce) based in Port Lincoln. This is a fast growing industry with a 29.5% growth in employment from 2,111 people in 2001 to 2,996 in 2011 and business growth of 36.9% since 2007 (from 122 businesses in 2007 to 167 in 2011).

Agriculture, fishing and aquaculture are key economic and employment generating industries. But if they are identified as separate industries - rather than being amalgamated as primary production activity - the health care and social assistance sector would become the region's main industry by employment. This can largely be attributed to the ageing of the regional population.

Manufacturing and resource processing is the region's third largest industry employing 2,890 people or 11.3% of the regional workforce. The manufacturing sector has experienced modest employment growth of 3.6% since 2001 but numerous growth opportunities are pending, particularly at Whyalla where several new industrial initiatives are either in progress or planned.

The retail trade industry is an integral part of all townships and has experienced steady employment growth of 7.0% since 2001. Collectively, the retail sector is the region's fourth largest industry employing 2,669 people in 2011 or 10.5% of the regional workforce. Most employees are based in Whyalla (1,016 people, 37.8% of the retail workforce) and Port Lincoln (840 people, 31.2% of the workforce).

The region has a diverse range of educational facilities including specialised training centres in the secondary and tertiary education sectors. The education and training industry employs 1,967 people or 7.7% of the regional workforce. Most employees are based in Whyalla (739 people) and Port Lincoln (513 people), collectively comprising 65% of the education and training workforce.

The construction industry is the sixth largest regional industry by employment and has grown by 26.1% from 1,340 employees in 2001 to 1,813 in 2011.

The region's mining sector is small in comparison with other industries. In 2011 mining employed 954 people or 3.8% of the regional workforce. Most of the mining employees were based in Whyalla (611), Port Lincoln (91), Franklin Harbour (85) and Ceduna (56). The relatively large number of employees in the District Council of Franklin Harbour is due to people living in Cowell and doing drive-in-drive-out to Arrium's Iron Duke Mine, approximately 50km from both Cowell and Whyalla.

But mining is the region's fastest growing industry with a substantial 79.2% growth in employment during 2001-2011. This growth is largely the result of unprecedented mining exploration activity in the Lower Eyre Peninsula, which has large resources of iron ore, graphite and kaolin along with uranium and gold prospects

Tourism is also a fast growing industry with considerable development potential due to the region's rapidly growing reputation for unique and diverse nature based visitor experiences and premium seafood products. Tourism is becoming an important sector for the regional economy with visitor expenditure exceeding \$277 million in 2011-2012 from 700 businesses. The region is being positioned as a culinary tourism destination.

A Region of Quality

Diversity is one of the region's greatest attributes and underpins its comparative advantage and competitiveness. Industrial diversity is important for economic growth and sustainability because it gives the region resilience through not being reliant on a single industry or single product for its prosperity.

But the concept of quality is emerging as a distinctive regional attribute. The region is renowned for its premium seafood, high quality grains and the pristine, unblemished nature of its landscapes, seascapes and conservation parks. The region is being lauded for high quality and different nature based tourism experiences – such as swimming with tuna, cage diving with Great White sharks and whale watching at the Head of the Bight. But other qualitative characteristics are becoming apparent as distinguishing features.

- **High quality magnetite** – the magnetite from Iron Road's Central Eyre Iron Project at Warrambo is high quality at 67% iron with few impurities. This is of considerable interest in China because the ore does not need pelletisation which expedites the smelting process and reduces environmental emissions. The magnetite is expected to attract a quality premium differential of \$US18 per tonne over the market price for iron ore and this expectation is included in Iron Road's Definitive Feasibility Study for the project.
- **High quality graphite** – the graphite mines at Uley (Valence Industries), Kookaburra Gully (Lincoln Minerals), Campoonna and Waddikee (Archer Exploration) are reputed to contain the largest flake and best quality deposits in the world with the capacity for manufacturing graphene products which have increasing world demand for advanced technological and medical applications.
- **High quality kaolin** – Minotaur Exploration's Carey's Well kaolin mine near Poochera is reputed to contain the brightest and whitest kaolin in the world (at ISO brightness of 80) and is much sought after for high quality paints, inks, plastics and ceramic finishes.

- **High quality zircon** – Iluka Resources' Jacinth Ambrosia mine north of Yalata is arguably the largest deposit of the highest quality zircon the world. It is also anticipated that other heavy mineral sand deposits in the far west of the region are likely to produce similar quality product.

These qualitative attributes are complemented with escalating growth of innovative approaches and processes to economic and product development.

Collaborative problem solving approaches to economic development have been adopted region wide through industry based Target Teams and other stakeholder engagement. The region's educational institutions are pursuing research for sustainable farming and renewable technologies. Pilot and demonstration projects are being progressed for the production of biofuels from algae and other feed stocks and the application of wind hydro technology for power generation. Best practice environmentally sustainable production technologies are being pursued by the region's aquaculture industry and world class, advanced technology graphene and interpretive initiatives are being progressed to tap new and emerging international markets.

Coupled with significant and growing capex investment in recent years and yet to be realised export potential in the resources sector, the region is well positioned for long term, sustainable economic growth into the future.

The region's doors are not only open for business but they are marked by branding in big letters stating 'enter here if you want the best'.

MEMBER COUNCILS 2013 / 14

- City of Whyalla
- City of Port Lincoln
- DC Ceduna
- DC Cleve
- DC Elliston
- DC Franklin Harbour
- DC Kimba
- DC Lower Eyre Peninsula
- DC Streaky Bay
- DC Tumby Bay
- Wudinna DC

THE REPRESENTATIVES

Executive

PRESIDENT: Mayor Julie Low (DC Lower Eyre Peninsula)
DEPUTY PRESIDENT: Mayor Eddie Elleway (DC Franklin Harbour.)
MAYOR: Mayor John Schaefer (DC Kimba)
CHIEF EXECUTIVE OFFICER: Mr Rob Donaldson

The President and Deputy President are our nominated representatives to SAROC and State Executive Forums. The Executive Officer is also a SAROC delegate.

Other Regional:

RDA Whyalla and EP BOARD:

Mayor Jim Pollock (City of Whyalla) (Presiding member)
Cr Jack Velthuisen (City of Whyalla)
Cr Colin Carter (City of Whyalla)
Mayor Allan Suter (DC Ceduna)
Cr Bryan Trigg (DC Cleve)
Cr Malcolm Catt (City of Pt Lincoln)

EYRE PENINSULA NATURAL RESOURCES MANAGEMENT BOARD

Mayor Laurie Collins (District Council of Tumby Bay)

ZONE EMERGENCY MANAGEMENT COMMITTEE

President Julie Low (Presiding Member)
Executive Officer – Tony Irvine
Chief Executive Officer – Rod Pearson
General Manager Operations – Grant Drummond
Works Manager – Ivan Noble

UPPER SPENCER GULF WORKING GROUP

Executive Officer – Tony Irvine

AGRIFOODS ADVISORY COMMITTEE

Executive Officer – Tony Irvine

EYRE PENINSULA INTEGRATED CLIMATE CHANGE ADAPTATION COMMITTEE

President Julie Low
Executive Officer – Tony Irvine

EPLGA Board Members 2013/14

Under the terms of our Charter, the following Board appointments were current as at June 30th, 2014.

MEMBER COUNCIL	BOARD MEMBER	DEPUTY BOARD MEMBER
Ceduna	Allan Suter (Mayor)	Lynton Brown (D/Mayor)
Cleve	Roger Nield (Mayor)	Jodie Jones (D/Mayor)
Elliston	Pat Clark (Chairperson)	Kym Callaghan (Dep Chair)
Franklin Harbour	Eddie Elleway (Mayor)	Gavin Jackson (D/Mayor)
Kimba	John Schaefer (Mayor)	Dean Johnson (D/Mayor)
Lower Eyre Peninsula	Julie Low (Mayor)	Paul Pedler (D/Mayor)
Port Lincoln	Bruce Green (Mayor)	Neville Starke (D/Mayor))
Streaky Bay	Rob Stephens (Mayor)	Dean Whitford (D/Mayor)
Tumby Bay	Laurie Collins (Mayor)	Murray Mason (D/Mayor)
Whyalla	Jim Pollock (Mayor)	Merton Hodge (Cr)
Wudinna	Eleanor Scholz (Chair)	Neville Scholz(D/Chair)

ANNUAL MEETING SCHEDULE

A highlight on the EPLGA calendar is the Annual Conference, hosted each year by a member Council. To assist in host Council planning, the following schedule is included:

2015 City of Whyalla
 2016 DC Ceduna
 2017 DC Lower Eyre Peninsula
 2018 City of Port Lincoln
 2019 DC Kimba
 2020 Wudinna DC
 2021 DC Franklin Harbour
 2022 DC Cleve
 2023 DC Streaky Bay
 2024 DC Elliston
 2025 DC Tumby Bay

The 2015 conference will be held on Monday 23rd February 2015 at Whyalla.

REPORT OF ACTIVITIES 2013/14

Our core activities always include reacting to legislation and policy changes that are likely to negatively affect our region. This year ongoing concerns and/or participation have been with the following matters:

- State and Federal Marine Parks
- Natural Resources Management – joint partnership planning, delivery of services
- Regional Development Australia Funding & organisation review
- Regional Recognition/Lobbying – Regions Matter Strategy
- Mining & Impacts – development of a Taskforce
- Emergency Management – regional planning & Council planning
- Regional Job creation & co-ordination (Agrifoods)
- Development Act Reform
- Coastal Access issues
- Independent Commission Against Crime implantation – public integrity
- Various roads and waste issues – regional strategy & Zero Waste cessation
- Regional Strategy for LGA
- The Councils of the Future
- Birdseye Memorial relocation
- Television reception & servicing – interstate services
- Mobile Phone hotspots
- Water Planning – state of the resource etc.
- Regional planning – RDAWEP, NRM, DPTI etc.
- Financial Assistance & Supplementary Road Funding reductions/freezing impacts
- Health – state of the regions health services report
- EPLGA Charter Review
- CFS/MFS Workplace Safety – same conditions for both volunteers & paid workers
- Outreach Services:
 - Regional Procurement
 - CEO's Committee established
 - CWMS Users Group established
 - Regional Training & Seminars delivery
 - Shared Services – EBA & Award consolidation – LEP Councils
 - Assets Management & Long Term Financial Planning
 - Internal Controls Group establishment
- Bushfires – Councils responses & liabilities
- Native Vegetation – Offsets issues
- Recognition in the Australian Constitution
- Regional Climate Change Adaptation Plan finalisation
- EP Grain Growers Funds – surplus re-distribution
- Tourism – restructure to sub-regional groups, Food & Tourism prospectus, RV & Caravan Strategy
- Speed Limits review – reduction from 110kph to 100kph
- Aged Care at the local council level – Councils role
- EPLGA Subscription review
- Media Policy development – meeting wraps to Councils & media rather than newsletter
- Regional Public Health Plans – a legislative requirement – sub regional approach
- Road Train access to non-commodity routes & NHVR impacts on farm machinery movements
- Oil & gas exploration in the Great Australian Bight
- Port Lincoln Airport opening
- Work Health & Safety & Injury Management system implemented for EPLGA
- Reduction in rail services – seeking stakeholder meetings
- Joint submissions with RDAWEP on various issues

PROJECTS 2013/14

Regional Training

The LGA and other training providers have delivered many more training sessions in the region to reduce costs for Councils. Training undertaken in the last year includes:

Council Development Panels
Cemeteries Management
Code of Conduct
Intro to Local Government
Leadership
Workplace Health & Safety
Rating
Records Management
Volunteering
Various legal seminars on different issues such as planning & development, ICAC etc.

The LGA has developed a training program relevant to the region & this will be further enhanced with Councils submitting training plans to the EPLGA for co-ordination or the LGA undertakes a regional training needs analysis.

TAFE & RDAWEP have been working closely with the EPLGA to delivery more civil training on site at Councils.

Emergency Planning

Funding is continuing to be held over until regional emergency planning is completed then individual Council Emergency Plans will be reviewed or renewed with the funding to align with the regional planning.

The regional zone emergency planning requires the following:

- EPLGA to engage with the ZEMC (Zone Emergency Management Committee) to avoid duplication of work
- The project used the ZONE Risk assessments as a basis for work performed to date and in the future
- a commitment to compliance for the zone plans with NERAG and ISO310000. The Project engaged and incorporated NERAG (National Emergency Risk Management Guideline) components
- CERMS (Council Emergency Management Plans) are to be NERAG Compliant..

A series of bushfire risk assessment workshops were held during August and Sept 2013 to assist the Councils and other regional stakeholders in their emergency planning.

Regional Collaboration

A "Regions Matter Too" strategy was developed for the March 2014 State Election. Rural and Regional Councils from across South Australia, sought the following commitments from all political parties and independent candidates as part of the March 2014 state election:

1. GROWING REGIONAL CENTRES

Commitment to 30% of South Australia's population to be based outside Greater Adelaide, with a particular focus on growing our regional service centres.

2. STRENGTHENING REGIONAL INVESTMENT

Commitment to a 'Regional Investment' program to support infrastructure development in regional South Australia.

3. RECONNECTING WITH REGIONAL COMMUNITIES

Commitment to at least 30% of the State Government public service to be based in regional South Australia.

This was the outcome of a regional forum held between the Central & EP LGA's. The success can only be measured by the support received from the Department of State Development & other State agencies to allow the targets to be met.

Outreach Services Pilot Program

The pilot program includes:

- Assisting with the preparation of LGA policy on regional development;
- Preparing a profile of the region with a focus on what it contributes to the economic growth of the State & nationally;
- Governance needs of each council;
- Legislative compliance in assets management and long term financial planning;
- Skills assessment in areas such as IT, planning, environmental health etc and develop a regional training plan;
- Short term employment requirements rather than full time employees;
- Shared services arrangements to assist in meeting the short/long term skills needs and other needs;
- Opportunities arising from the Local Excellence Program – trialling new ways of doing things. Eg. improving performance, systems & processes that sustain good performance, raising the image of Local Government, effective engagement across the region & State as a whole (i.e. political clout) with other spheres of government, seeking financial arrangements to support the programs required;
- Positioning Local Government & the region for the State 2014 elections by gathering evidence of the needs of the sector and possible solutions that could be an “ask” in an election environment;
- Identify any ‘centre of excellence’ that may exist within the region;
- Developing CEO, Works Manager & any other forums to assist in the sharing of resources and information – save the same thing being undertaken 11 times;
- Managing local issues for the member councils – advocacy, lobbying, problem solving etc.

The LGA and the EPLGA centred the two year pilot on:

- Preserving the current important role of the Executive Officer of the EPLGA;
- Enhancing the connections between the work of the EPLGA and that of the LGA where it is mutually beneficial to do so;
- Enhancing the services of the LGA to be an ‘outreach’ service but targeted to needs identified by the EPLGA/ Region;
- Appointment of a resource that is made jointly between the LGA & EPLGA to deliver on the ground services to Councils;
- Agreeing on a program of works/activity and the funding model required;
- Address other issues deemed important to the success of the pilot.

Many regional projects have commenced or been completed which addresses the requirements of the pilot.

EPLGA CEO COMMITTEE

On 28th June 2013, the Eyre Peninsula Local Government Association (EPLGA) established a Chief Executive Officer Committee to ‘meet from time to time to consider issues of relevance to Eyre Peninsula Councils, and to provide advice to the EPLGA Board on those issues’.

The Committee's role is:-

1. To provide high level strategic advice to the EPLGA about its identified priority issues.
2. To arrange and coordinate reports to the EPLGA on those priority issues.

3. To initiate reports and advice to the EPLGA on other matters identified by the Committee to be of strategic regional significance.
4. To assist and advise the EPLGA about the development and implementation of its Management Plan and other plans.
5. To share operational information and expertise amongst the committee members and other agency Chief Executive Officers.

The membership of the Committee comprises the Chief Executive Officers of all Councils which are members of the EPLGA. Other regional CEO's & the Regional Risk Coordinators are invited to the meetings. These meetings allow the sharing of information and expertise which mutually benefits clusters of councils or the region as a whole. The agendas reflect the EPLGA agendas to a degree with other day to day operational matters included which are in the domain of the role of a CEO.

Other working groups have been established to assist with specific regional tasks or take advantage of opportunities eg. CWMS users, WHS Groups, Roads Working Party & Internal Controls Development Group.

Regional Roads Priorities

At the June 2013 EPLGA Board Meeting a resolution was passed to undertake a review of the criteria used to prioritise regional roads to be submitted for funding from the Special Local Roads Funding Program.

A discussion paper was released to seek support for the methodology to be used in the review. Stakeholders were in agreement with the discussion paper and from this the project was scoped for the consultants to carry out the work required. A desired outcome is a roads database for the entire region.

SMEC are nearing the end of this project which has taken considerable effort in the collection of road data. Once the database is complete then the next phase is a regional transport strategy.

EP Integrated Climate Change Adaptation

The Executive Officer and President sit at the Eyre Peninsula Integrated Climate Change Adaptation (EPICCA) Committee table.

Under the State Climate Change Adaptation Framework, areas across the State, including the Eyre Peninsula, are required to develop a Regional Climate Change Adaptation Plan. EPICCA facilitated the development of the Regional Climate Change Adaptation Plan for the Eyre Peninsula.

EPICCA's goal was to develop and implement practical, regionally-appropriate and sensitive measures to address the likely impacts of climate change.

The plan has now been completed for the region.

Regional Skills Initiative (Agrifoods)

The Executive Officer was appointed to a position on the Agrifoods Advisory Committee which was established to develop and implement workforce development strategies and industry nationally endorsed qualifications to meet the current and emerging needs of enterprises, employees and students throughout regional and urban Australia.

The Committee worked with a vast array of stakeholders at all levels:

- on the ground with enterprises, regional communities and research organisations to drive adoption of new and better workforce planning and skills development;
- with schools, Registered Training Organisations (RTOs) and the tertiary sector more broadly to drive high quality delivery and assessment of skills;
- with industry peaks and key bodies to build their voice as advocates and change agents of the national skills and workforce development agenda;
- with the three tiers of government to drive evidentiary-based policy formation which supports the needs of agrifood sectors and the challenges facing regional Australia's workforce.

The District Council of Cleve held a round table and follow up meetings to address their sub-regional needs and the three Lower Eyre Peninsula Councils were involved in workforce planning through the Agrifoods initiative.

This federally funded project concludes December 2014.

Regional Water Re-use Planning & Funding

In June 2013 a funding submission was lodged to establish a Regional CWMS Users Group with a view to improving regional skills in this area plus having a forum for the sharing of information. The bid was successful and hence a users group has been established.

The Eyre Peninsula Council's jointly own and operate 13 community wastewater management schemes servicing 5,775 property connections.

Eyre Peninsula Council's are acutely aware of the potential impact of the Water Industry Act and the increasing regulatory and reporting environment surrounding CWMS operations due to their classification as an essential service.

The following desired outcomes of a CWMS User's group were identified:

- Establishment of a users group to facilitate knowledge sharing across Council's operating CWMS'
- Identification of regional capacity and skills gaps to provide for the efficient and compliant ongoing operation and maintenance of existing and new Community Wastewater Management Schemes
- Promote regional training to maintain skill sets required to ensure sustainability
- Development and implementation of standardised recording and reporting mechanisms
- Facilitated development of up-to-date, user friendly operation, maintenance, monitoring and contingency plans
- Schematic mapping of existing schemes to assist with understanding of catchment capacities and constraints
- Development and implementation of standardised accounting systems to assist in comparisons between schemes and Council's
- Identify opportunity for shared resources, including platforms for remote access
- Identification of potential shared procurement opportunities in areas such as spare parts inventories, septic tank desludging and drain flushing.

It was proposed that the initial development of an EPLGA CWMS User Group be facilitated by an external third party, a model which proved successful in the South East Council's User Group.

The member Council's of a CWMS User Group committed both management and operational resources to this project and it is intended that this initial commitment will continue through to the ongoing operations of the User Group as a recognised working group of the EPLGA.

The group has met and commenced its work with regular reporting to be tabled at EPLGA Board meetings.

Regional Training

An increase in Council participation has been witnessed through the Executive Officer of the EPLGA being a link and encouraging Councils to participate in LGA sponsored training programs and other training sessions or seminars. This is also contributed to the Executive Officer giving advice to the LGA on where and when to hold such training so as to avoid clashes with regional seasonal events (e.g. harvest) and other events. Further work is being undertaken on a regional training needs analysis to include civil training etc.

Management Plan Review

At the June 2014 EPLGA Board meeting the EPLGA Board considered and adopted the reviewed EPLGA Management Plan 2013 -16.

To avoid some confusion between the Business Plan prepared by a Council, the EPLGA uses the term 'Management Plan'. This 'Management Plan' is for the period - 2013 to 2016 but will be reviewed annually and has an updated annual work plan & budget included for the current year. It also includes the strategic directions the EPLGA wishes to take for the period 2013-16.

MANAGEMENT PLAN PERFORMANCE

1. ACTIVELY ASSIST MEMBERS BY REPRESENTING THEIR COMBINED INTERESTS.

- 1 Seek invitation to provide responses to legislative and policy changes that materially impact our region.
 - 1.2 Seek the mandated preparation of regional impact statements prior to any state legislated changes likely to affect our region
Comment: RDAWEP is assisting to prepare a regional statement. The EPLGA plans to have all regions do the same so a high level state regional statement can be prepared.
 - 1.3 Prepare coordinated submissions to relevant inquiries and proposals on behalf of members.
Comment: RDAWEP & EPLGA prepare regional submissions in partnership e.g Agriculture white paper response, mobile phone hot spots, trade waste meetings attendance etc..
 - 1.4 Take an active interest in regional waste management, water planning, marine parks, mining, food security, climate change, local workforce planning and any activities that could impose changes to our region.
Comment: President &/or Executive Officer are actively involved in regional committees and/or meetings dealing with regional waste management, water planning, marine parks, mining, food security, climate change, local workforce planning and other activities that may impose change upon the region.
 - 1.5 Continue to advocate for roads funding opportunities.
Comment: The development of a roads database for all EP roads and to be used as a tool for prioritising regional roads is nearing completion. Member for Grey attended EPLGA Board Meeting.
 - 1.6 Develop a coordinated approach to the Commodity Freight Routes across the region, being mindful of divergent needs between Councils.
Comment: Comments in 1.5 will apply to this as freight roads will be weighted to assist in the prioritisation of regional roads seeking funding assistance.

2 BUILDING STRONG PARTNERSHIPS FOR THE PROMOTION OF OUR SECTOR AND OUR REGION

- 2.1 Ensure we are represented at SAROC, State Executive Committee meetings and the General meetings of the LGA.
Comment: The President & Executive Officer attend these meetings when held.
- 2.2 Ensure regular information flows to our member Councils via newsletters, website updates, media announcements and personal contacts.
Comment: After each EPLGA Board meeting a wrap of the meeting is prepared and forwarded to all regional media outlets. It is also posted on the EPLGA website. The media are used as and when needed and are also sent the meeting agendas & minutes.

- 2.3 Seek reports from regional partners at EPLGA Board Meetings and forums.
Comment: Regional partners have a standing agenda item at each Board meeting to present to the constituent Councils. They are also invited to CEO Committee meetings.
- 2.4 Actively seek direct engagement with state government partners in order to allow bottom up, and more streamlined, planning and engagement.
Comment: The EPLGA has been a strong advocate for state government partners to visit the region on planning & engagement matters. E.g. Planning reform, Ministers visiting regional functions & openings etc.
- 2.5 Seek opportunities to partner with industry and community groups to promote the economic and social prosperity of Eyre Peninsula.
Comment: The partnering with Agrifoods to develop workforce planning & cross qualifications & training is a great example of this action being undertaken. The Executive Officer sits at the Agrifood Advisory Committee table. RDAWEP's CEO & Staff meet regularly with the Executive Officer on a range of economic matters. The EO also meets with NGO's during social functions in the region.
- 2.6 Work with member Councils to facilitate economic expansion by coordinating the approach to structure planning, ensuring consistency with the principles contained in the Eyre and Western Plan.
Comment: The Executive Officer has been involved in the Tumby Bay & Port Neill Structure Planning sessions and sits at their advisory group tables. He has also been involved in the Greater Port Lincoln Structure Plan consultation and spoken the District Council of Wudinna on the issue. The Mining Taskforce is expected to have a focus on this functional role for Councils.
- 2.7 Work with state departments and regional partners to better coordinate Infrastructure Planning consistent with the principles in the Eyre and Western Plan.
Comment: The Executive Officer along with Council representatives have been involved in the Integrated Transport & Land Use planning undertaken by the state government. The plan is for the region to develop its own infrastructure plan to feed into state government plans. The region is also involved in RDAWEP Infrastructure planning. Further work in regional strategic planning is required and planned for the near future.
- 2.8 Investigate ways to encourage the state government to streamline its regional consultation processes to avoid multiple meetings that duplicate effort.
Comment: This has been an issue discussed at the SAROC level and continues to be pursued.

3 RAISE THE PROFILE OF THE ASSOCIATION BY GREATER MEDIA PRESENCE.

- 3.1 Issue a media release after each Board meeting and at any occasion where deemed appropriate.
Comment: Media used as and when appropriate. Agenda & minutes of the Board are distributed to regional media to seek interest. The meeting wrap is also distributed to the media outlets.
- 3.3 Consider the nomination of media representatives to present a coordinated and endorsed approach to all media.
Comment: Still managing media in house.

4 ASSIST MEMBER COUNCILS BY COORDINATING REGIONAL INVESTIGATIONS OF OPERATIONAL ISSUES

- 4.1 Actively participate in meetings that promote Continuous Improvement activities in Councils.

Comment: The Outreach Services Pilot Program is about the continuous improvement of activities in Councils. This is a 2 year program funded by the LGA of SA & is 0.4 FTE of the Executive Officer's time.

- 4.2 Continue to promote regional training opportunities to assist Councils to up-skill their workforce.

Comment: The Executive Officer has been assisting with this through better co-ordination of the type of training required, when it could be held & the most suitable location for training. Councils response has been excellent, highlighting the success of this effort.

- 4.3 Facilitate Shared services investigations and discussions at either the regional or sub regional level, where appropriate.

Comment: The Executive Officer has maintained his role in the Lower Eyre Peninsula Councils shared service project. The consolidation of awards & EBA's project has been completed and can be shared with other Councils. The Public Health Planning legislation was managed at a Council cluster (sub-regional) level. Other works undertaken by the various groups and committees is an example of shared services & resources eg. Regional Procurement, CWMS, CEO's Committee, Internal Control and RRC's WHS meetings.

- 4.4 Liaise with the LGA program managers to assist in linking funding opportunities to Council activities.

Comment: As an example of this working, funding has been gained for the Outreach Services Pilot, Lower EP Councils shared services, EP CWMS Users Group, Mining Taskforce and Regional Procurement.

- 4.5 Review our Charter.

Comment: A reviewed charter was presented to the Sept 2013 EPLGA Board meeting.

- 4.6 Coordinate a regional or sub regional approach to road upgrades required for resource sector expansion.

Comment: A Mining Roundtable was held in October 2014 to assist with this type of planning. A report from the SA Centre for Economic Studies was part funded by the EPLGA & LGA to assist with these issues. A Taskforce terms of reference has been developed along with appointing a Coordinator to manage the process.

- 4.7 Review the methodology of preparing the Eyre Peninsula Road Strategy.

Comment: The Roads Strategy was re-worked in 2013. Following this a database was developed to include all EP roads with a methodology prioritisation tool inbuilt to give better road prioritisation. Data is being collected to finalise the database to allow better planning & prioritisation. This is expected to be completed in the last quarter of 2014.

- 4.8 Prepare regional submissions to fund combined approaches to governance activities required of Councils, where agreed by Members.

Comment: Working Groups and shared services will lead to this occurring on a more regular basis e.g. CWMS Group has commenced.

5 DEVELOP WAYS TO DIRECTLY ENGAGE WITH BOTH STATE AND FEDERAL GOVERNMENTS TO ASSIST IN REGIONAL PROMOTION

- 5.1 Include funding in the Annual Business Plan to allow deputation to both State and Federal parliaments on key issues that arise.

Comment: Funding included in the 2013/14 budget.

- 5.2 Liaise with other regional LGA and RDAs where combined lobbying best represents our interests.

Comment: The Executive Officer meets bi-monthly with other regional LGA's Executive Officers to manage such issues as joint collaboration & lobbying. The Executive Officer is located in the RDAWEP Port Lincoln Offices and has a good connection to RDAWEP lobbying efforts.

- 5.3 Seek opportunities to strengthen working relationships with the senior levels of state government.

Comment: The Executive Officer has good political connections and uses these when needed.

6 UNDERTAKE A TWO YEAR "OUTREACH SERVICES" PILOT PROGRAM IN PARTNERSHIP WITH THE LGA OF SA .

- 6.1 Establish a funding agreement for \$70k per year with the LGA of SA.

Comment: Established in July 2013 and concludes 30 June 2015.

- 6.2 Establish a work plan for the pilot program in consultation with member councils and the LGA of SA.

Comment: Established as per 6.1 & reported against to EPLGA & LGA of SA.

- 6.3 Prepare a case study of the pilot program for future reference.

Comment: Pursuant to 6.1 - Being prepared as the program advances.

Key Performance Indicators

While the measurement of performance is a key component of planning, the nature of the workload for the Executive Officer has typically made KPI setting and measuring difficult. Much of the day-to-day operational activity remains reactive and in response to legislated and policy changes that routinely emerge. However, the following measurement may be an indication of performance for each year.

KPI	MEASURED BY	TARGET SCORE
Member General Satisfaction	Number of formal complaints	Zero complaints from members Actual: Zero complaints received
Member attendance at meetings, workshops, training	Number of members who are represented	All members Actual: Usually all 11 Councils represented.
Competitive funding secured	Dollars secured	Equal to membership (\$140K) Actual: Outreach Program \$70k Lower EP Shared Services \$14k EP CWMS Group \$30k Regional Capacity \$38k Regional Procurement LGA Rebate \$10
Achieved annual work plan		All items either achieved or timeframes for completion, and process, in place. Some subject to external funding. Actual: On target
EPLGA is represented at LGA regions meetings	Number of meetings attended	100% Actual: 100%
Co-ordinate regional training activities on EP	Number of days training per year	At least 6 Actual: target exceeded
Annual review of Executive Officer	Final achievement score	Average Rating of 3/5 for personal evaluation undertaken by EPLGA Executive Actual: Review occurred in Feb 2014. Verbal report of satisfactory performance by President.
Greater media activity	Number of interviews and media releases	At least one interview per month. Media releases at least every 2 months. Actual: Meeting target

USE OF FINANCIAL RESOURCES

The following audited statement indicates another year of solid financial performance.

EYRE PENINSULA LOCAL GOVERNMENT ASSOCIATION

FINANCIAL ACCOUNTS FOR THE YEAR ENDED 30TH JUNE 2014

CONTENTS

Statement of Income & Expenditure

Balance Sheet

Notes to the Accounts

Board Certificate

Audit Report

EYRE PENINSULA LOCAL GOVERNMENT ASSOCIATION

STATEMENT OF INCOME & EXPENDITURE FOR THE YEAR ENDED 30TH JUNE, 2014

		2014	2013
	NOTE	\$	\$
<u>INCOME</u>			
Grants Received	2	107,225	36,424
Interest Received		8,950	15,571
Project Income - EP Councils	3	86,276	21,788
Membership Fees	4	145,600	140,000
Reimbursable Expenses		1,485	1,967
		<hr/>	<hr/>
<u>TOTAL INCOME</u>		349,536	215,750
<u>EXPENDITURE</u>			
Administration		9,339	11,768
Audit Fees		1,530	1,940
Bank Charges & Taxes		531	798
Computer Expenses		707	2,210
Consultants Fees		-	1,560
Employee Expenses		134,831	77,898
Insurance		5,429	5,281
Marketing & Promotion		-	64
Meeting Expenses		3,719	2,125
President's Expenses		1,750	1,500
Project Expenditure	5	220,736	58,212
Secretarial Services		17,000	17,000
Sundry Expenses		644	60
Telephone		909	702
Travel & Accommodation		10,016	7,054
		<hr/>	<hr/>
<u>TOTAL EXPENDITURE</u>		407,141	188,172
		<hr/>	<hr/>
<u>TOTAL SURPLUS/(DEFICIT)</u>		\$ 57,605	\$ (27,578)

EYRE PENINSULA LOCAL GOVERNMENT ASSOCIATION

STATEMENT OF INCOME & EXPENDITURE FOR THE YEAR ENDED 30TH JUNE, 2014

	2014	2013
	NOTE	
	\$	\$
Net Surplus/(Deficit)	(57,605)	27,578
Extraordinary Items	-	-
<u>TOTAL SURPLUS/(DEFICIT)</u>	57,605	(27,578)
Surplus Funds at July 1	241,200	213,622
SURPLUS/(DEFICIT)	183,595	241,200
<u>ACCUMULATED SURPLUS/(DEFICIT)</u>		
<u>AT 30TH JUNE, 2014</u>	\$ 183,595	\$ 241,200

EYRE PENINSULA LOCAL GOVERNMENT ASSOCIATION

STATEMENT OF FINANCIAL POSITION AS AT 30TH JUNE, 2014

		2014	2013
	NOTE	\$	\$
<u>EQUITY</u>			
Accumulated Surplus		\$ 183,595	\$ 241,200
REPRESENTED BY			
<u>CURRENT ASSETS</u>			
Cash at Bank	6	249,210	277,382
Debtors		3,850	-
Income Accrued		2,670	4,958
GST Receivable		15,049	4,623
Prepayments		1,180	-
		<u>271,959</u>	<u>286,963</u>
<u>TOTAL ASSETS</u>			
<u>CURRENT LIABILITIES</u>			
Sundry Creditors	7	11,131	8,652
Trade Creditors		5,034	2,397
Unspent Project Funds	8	59,519	32,092
Provision for Holiday Pay		2,610	2,622
Prov'n for Long Service Leave	9	10,070	-
		<u>88,364</u>	<u>45,763</u>
<u>NET ASSETS</u>		<u>\$ 183,595</u>	<u>\$ 241,200</u>

EYRE PENINSULA LOCAL GOVERNMENT ASSOCIATION

NOTES TO AND FORMING PART OF THE FINANCIAL STATEMENTS **FOR THE YEAR ENDED 30TH JUNE, 2014**

NOTE 1 - SUMMARY OF SIGNIFICANT ACCOUNTING POLICIES

1. This financial report is a special purpose financial report prepared for use by Board and members of the association. The Board has determined that the association is not a reporting entity.
2. The financial report has been prepared on historical cost basis and does not take into account changing money values or except where stated current valuations of non-current assets. The statements are prepared on an accruals basis.
3. Provision is made in respect of the association's liability for annual and long service leave at balance date. Long service leave is accrued from an employee's start date. Leave provision is based on current wages as at reporting date, and does not include on-costs.

	2014	2013
	\$	\$

NOTE 2 - Grants Received

LGA of SA - Outreach Service	70,000	-
LGA of SA - Regional Capacity	37,225	36,424
	<u>\$ 107,225</u>	<u>\$ 36,424</u>

NOTE 3 - Project Income - EP Councils

Assets Management	12,500	-
Cert IV Training	9,776	13,686
CORES - EP	-	8,102
Procurement Roadmap	35,000	-
Shared Services EBACC Project	29,000	-
	<u>\$ 86,276</u>	<u>\$ 21,788</u>

NOTE 4 - Membership Fees

District Council of Ceduna	14,144	13,600
District Council of Cleve	10,589	10,182
District Council of Elliston	8,972	8,627
District Council of Franklin		
Harbour	9,280	8,923
District Council of Kimba	8,939	8,596
Wudinna District Council	9,360	9,000
District Council of Lower Eyre		
Peninsula	15,897	15,286
District Council of Streaky		
Bay	10,863	10,445
District Council of Tumby Bay	11,960	11,500
City of Whyalla	26,416	25,400

EYRE PENINSULA LOCAL GOVERNMENT ASSOCIATION

NOTES TO AND FORMING PART OF THE FINANCIAL STATEMENTS **FOR THE YEAR ENDED 30TH JUNE, 2014**

	2014	2013
	\$	\$
City of Port Lincoln	19,180	18,441
	<u>\$ 145,600</u>	<u>\$ 140,000</u>

NOTE 5 - Project Expenditure

Unspent Funds at 1 July	(32,092)	(31,011)
Asset & Long Term Finance Plan	23,954	-
Birdseye Memorial	8,000	-
Cert IV Group	600	9,668
Charter Review	7,901	-
CWMS Users Group	3,595	-
Emergency Management Planning	205	-
EP Regional Statements	20,000	-
Procurement Roadmap	70,869	-
RDAWEP Internal Review-301/13	15,000	-
Regional Capacity Building	-	12,400
Regional Roads Strategy	9,885	35,063
Shared Services EBACC Project	26,000	-
Special Local Roads		
Prioritisation (LGTAP)	7,300	-
Unspent Funds at 30 June	59,519	32,092
	<u>\$ 220,736</u>	<u>\$ 58,212</u>

NOTE 6 - Cash at Bank

BankSA Society Cheque Account	34,955	24,122
Bendigo Bank Term Deposit	142,691	137,254
LGFA	63,174	107,904
LGFA - Cores EP	8,390	8,102
	<u>\$ 249,210</u>	<u>\$ 277,382</u>

NOTE 7 - Sundry Creditors

	-	8,652
PAYG Withheld	8,652	-
Superannuation	1,181	-
WorkCover	1,298	-
	<u>\$ 11,131</u>	<u>\$ 8,652</u>

EYRE PENINSULA LOCAL GOVERNMENT ASSOCIATION

NOTES TO AND FORMING PART OF THE FINANCIAL STATEMENTS FOR THE YEAR ENDED 30TH JUNE, 2014

	2014	2013
	\$	\$
<u>NOTE 8 - Unspent Project Funds</u>		
Regional Capacity Building	16,129	14,963
EP Coastal Development Strategy	-	654
Human Resource Consultancy	-	(548)
Road Assessor Training	-	(256)
Cert IV Training	-	(823)
Project - Other	-	10,000
Cores - EP	8,390	8,102
Outreach Service	35,000	-
	<u>\$ 59,519</u>	<u>\$ 32,092</u>
<u>NOTE 9 - Prov'n for Long Service Leave</u>		
District Council of Tumby Bay	6,562	-
Eyre Peninsula Local Govt. Association	3,508	-
	<u>\$ 10,070</u>	<u>\$ -</u>

EYRE PENINSULA LOCAL GOVERNMENT ASSOCIATION

BOARD CERTIFICATE


The Board have determined that the association is not a reporting entity and that this special purpose financial report should be prepared in accordance with the accounting policies outlined in Note 1 to the financial statements.

The Board of the association declares that:

- 1 the financial statements and notes present fairly the association's financial position as at 30th June 2014 and its performance for the year ended on that date in accordance with the accounting policies described in Note 1 to the financial statements;
- 2 in the Board's opinion there are reasonable grounds to believe that the association will be able to pay its debts as and when they become due and payable.

This declaration is made in accordance with a resolution of the Board:

signed



.....

position

President

.....

Dated this16..... day ofOctober 2014

INDEPENDENT AUDITOR'S REPORT
TO THE MEMBERS OF
EYRE PENINSULA LOCAL GOVERNMENT ASSOCIATION

4 Tasman Terrace, PO Box 2180
Port Lincoln, SA 5606
Telephone: (08) 8682 1899
Facsimile: (08) 8682 1408
Email: gpk@gpk.com.au
ABN 64 945 523 972
ACN 007 909 382

To the members of Eyre Peninsula Local Government Association,

Report on the financial report

We have audited the accompanying financial reports, being a special purpose financial report, of Eyre Peninsula Local Government Association, for the year ended 30th June 2014.

The responsibility of the members of the Board for the financial report

The members of the Board are responsible for the preparation and fair presentation of the financial report and have determined that the accounting policies described in Note 1 to the financial statements which form part of the financial report are appropriate to meet the financial reporting requirements of the Local Government Act 1999 and are appropriate to meet the needs of the members. The Board's responsibility also includes establishing and maintaining internal control relevant to the preparation and fair presentation of the financial report that is free from material misstatement, whether due to fraud or error; selecting and applying appropriate accounting policies; and making accounting estimates that are reasonable in the circumstances.

Auditor's responsibility

Our responsibility is to express an opinion on the financial report based on our audit. No opinion is expressed as to whether the accounting policies used, as described in Note 1, are appropriate to meet the needs of the members. We conducted our audit in accordance with Australian auditing standards. These auditing standards require that we comply with relevant ethical requirements relating to audit engagements and plan and perform the audit to obtain reasonable assurance whether the financial report is free from material misstatement.

An audit involves performing procedures to obtain audit evidence about the amounts and disclosures in the financial report. The procedures selected depend on the auditor's judgement, including the assessment of the risks of material misstatement of the financial report, whether due to fraud or error. In making those risk assessments, the auditor considers internal control relevant to the entity's preparation and fair presentation of the financial report in order to design audit procedures that are appropriate in the circumstances, but not for the purpose of expressing an opinion on the effectiveness of the entity's internal control. An audit also includes evaluating the appropriateness of accounting policies used and the reasonableness of accounting estimates made by the members of Board, as well as evaluating the overall presentation of the financial report.

The financial report has been prepared for distribution to members for the purpose of fulfilling the Board's financial reporting responsibilities under the Local Government Act 1999. We


Liability limited by a scheme approved under Professional Standards Legislation

disclaim any assumption of responsibility for any reliance on this report or on the financial report to which it relates to any person other than the members, or for any purpose other than that for which it was prepared. We believe that the audit evidence we have obtained is sufficient and appropriate to provide a basis for our audit opinion.

Auditor's opinion

In our opinion the financial report of the Eyre Peninsula Local Government Association presents fairly the operations and financial position of the association for the year ended 30th June 2014.

Gill Penfold Kelly Pty Ltd



Gregory S Nicholls
4th September 2014
4 Tasman Terrace, Port Lincoln SA 5606